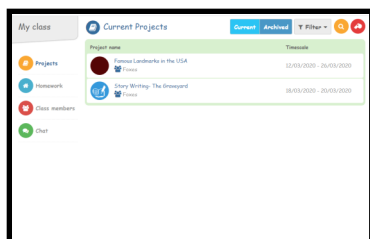


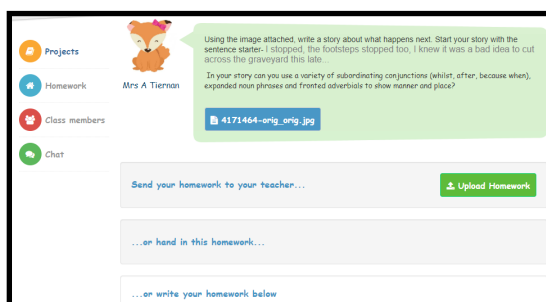
Uploading homework to Eschools



Login into eschools and select My Class and click on 'Projects' or 'Homework' to see what has been set for you by your teacher.



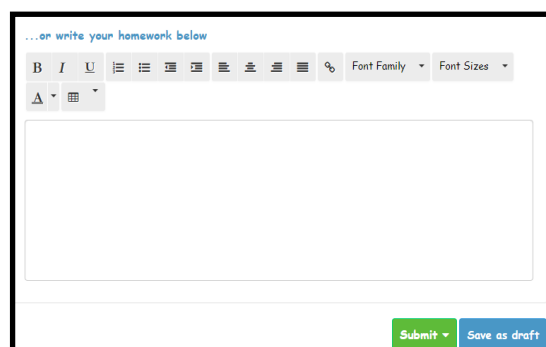
Select the project you are working on.



The task will be at the top and your options of how to complete the homework are listed below.



With this option ↑ you will complete work using a program like Microsoft Word or PowerPoint. Then click upload and you will be able to select your work from the saved documents. Then click open. It will appear on your page as a file and your teacher will be able to see it.



With this option, just type in the box below as you would do with a Word document. You can save as a draft and work on it again. When you are ready click on 'Submit' and your teacher will see it.

...or hand in this homework...

With this option, you can choose to complete the task in the book we sent home.